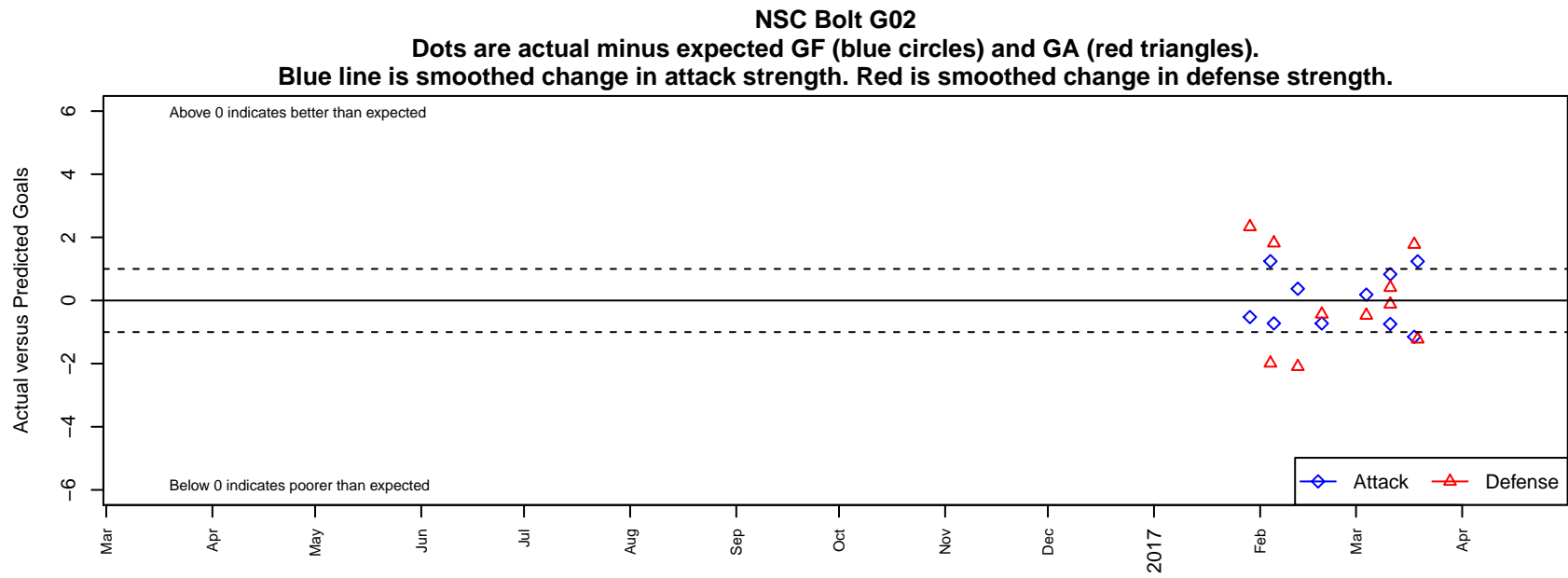


NSC Bolt G02

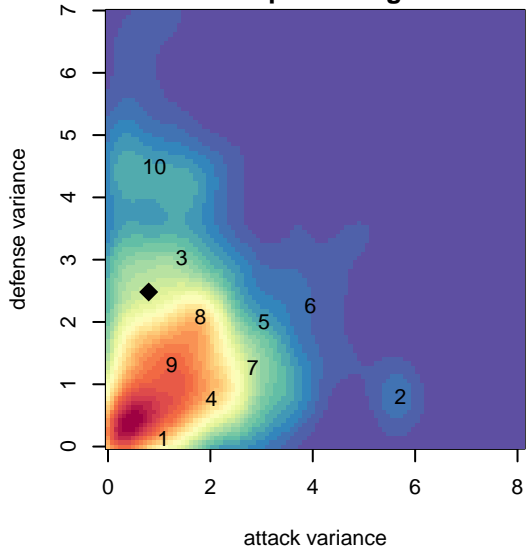
, OR
G02 total strength=1017
attack=2.68 defense=1.68
spr league = Win OYS G02 Div 1 White

alt names used:
NSC 02G Bolt

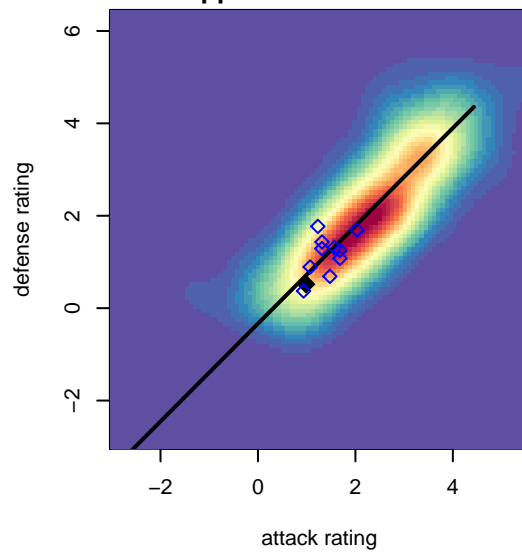
Venues played:
2016 Win OYS G02 Division 1 White



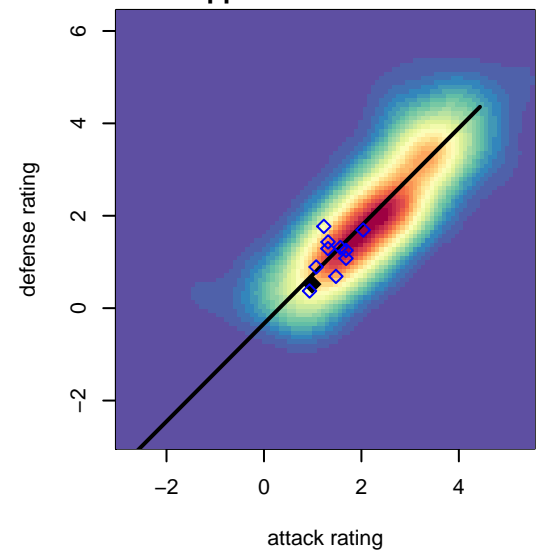
**attack and defense variance (black dot)
relative to other teams
and top 10 in region**



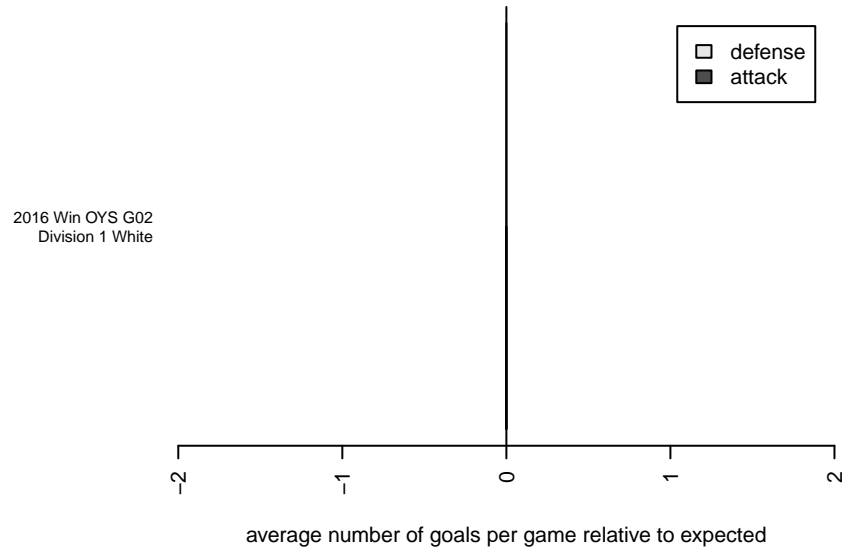
**attack and defense rating
relative to others at age
and all opponents in last 13 months**



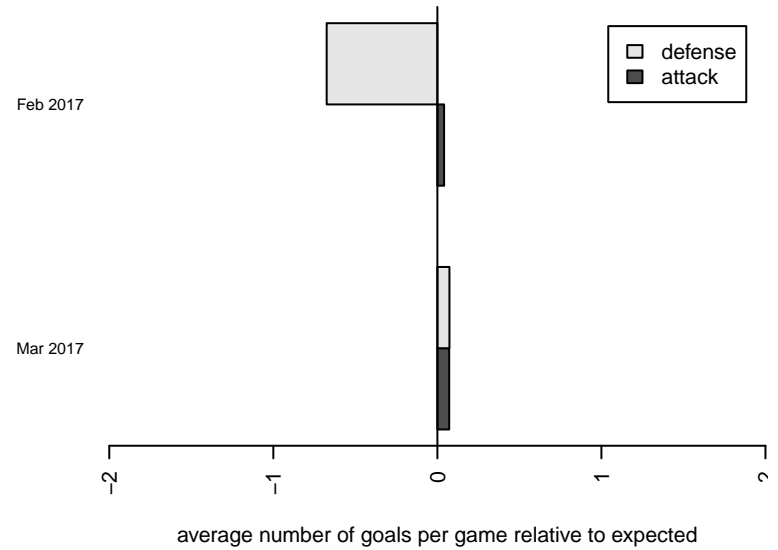
**attack and defense rating
relative to others at age
and all opponents in last 13 months**



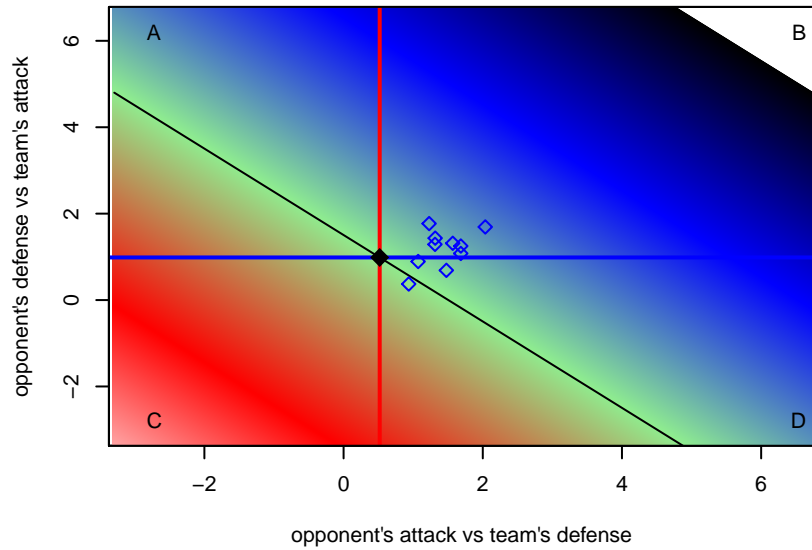
Performance relative to 13 month average



Performance relative to 13 month average



Distribution of opponents
 Red = Lose zone, Blue = Win zone, Green = Even
 Black line separates win/lose zones



lot. A=Neither has attack advantage, B=Opponent has both attack and defense advantage, C=Opponent has both attack and defense disadvantage, D=Both have

date	home		away		venue	pred.home	pred.away
2017-03-19	NSC Bolt G02	2	Thelo Fury G02	4	2016 Win OYS G02 Division 1 White	0.76	2.77
2017-03-18	PCU Red G02	0	NSC Bolt G02	0	2016 Win OYS G02 Division 1 White	1.78	1.15
2017-03-11	NSC Bolt G02	2	Washington Timbers Green 1 G02	3	2016 Win OYS G02 Division 1 White	1.17	2.88
2017-03-11	NSC Bolt G02	0	Grants Pass YSC Blazers Blue G02	2	2016 Win OYS G02 Division 1 White	0.75	2.41
2017-03-04	NSC Bolt G02	1	Oregon Trails FC Fusion G02	4	2016 Win OYS G02 Division 1 White	0.82	3.53
2017-02-19	BFC Firestorm G03	2	NSC Bolt G02	1	2016 Win OYS G02 Division 1 White	1.57	1.73
2017-02-12	Washington Timbers White 1 G02	6	NSC Bolt G02	1	2016 Win OYS G02 Division 1 White	3.90	0.63
2017-02-05	HSC Galaxy G02	0	NSC Bolt G02	0	2016 Win OYS G02 Division 1 White	1.82	0.73
2017-02-04	Crossfire OR Blue II G02	5	NSC Bolt G02	2	2016 Win OYS G02 Division 1 White	3.01	0.76
2017-01-29	THUSC Lithium G02	0	NSC Bolt G02	0	2016 Win OYS G02 Division 1 White	2.33	0.53